



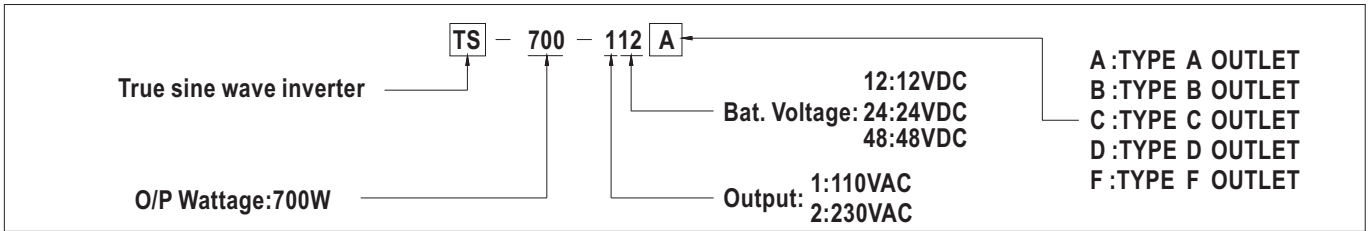
■ Features :

- True sine wave output (THD<3%)
- High surge power up to 1400W
- High efficiency up to 91%
- Power ON-OFF switch
- Standby saving mode can be selectable
- Front panel indicator for operation status
- Built-in fan ON-OFF control function
- Protections: Bat. low alarm / Bat. low shutdown / Over voltage / Over temp. / Output short / Reverse polarity / Overload
- Application : Home appliance, power tools, office and portable equipment, vehicle and yacht ...etc.
- 3 years warranty



SPECIFICATION

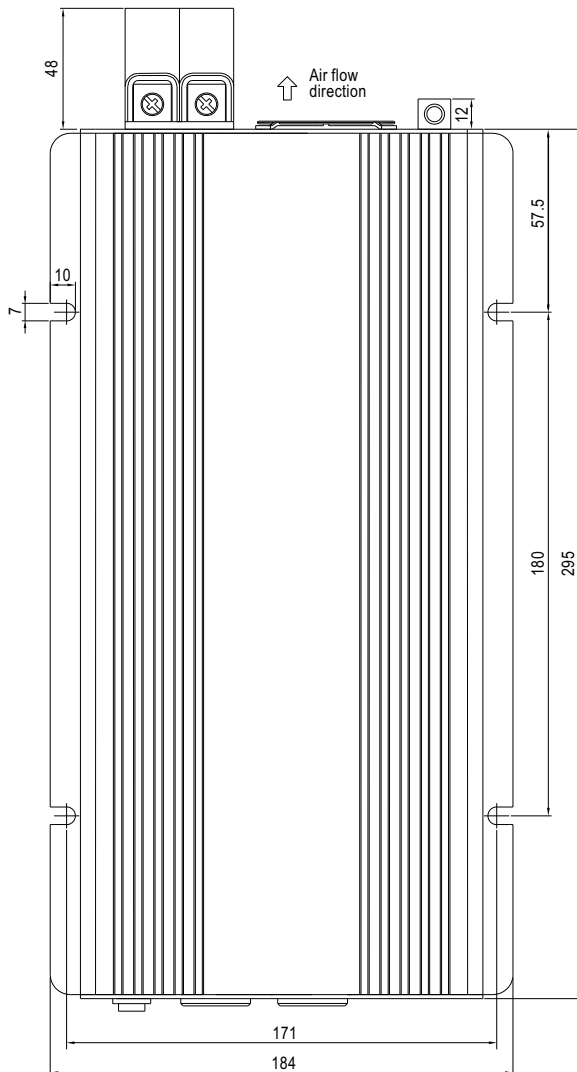
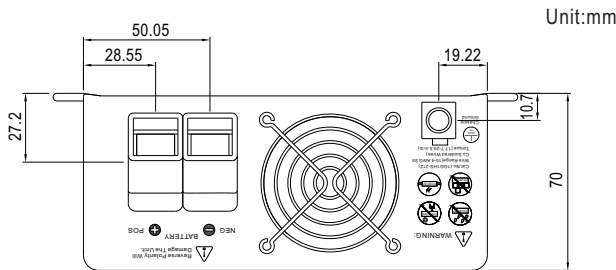
MODEL NO.		TS-700-112□	TS-700-124□	TS-700-148□	TS-700-212□	TS-700-224□	TS-700-248□
		□ = A, F			□ = B, C, D		
OUTPUT	RATED POWER (Typ.)	700W					
	MAXIMUM OUTPUT POWER (Typ.)	800W for 180 sec. / 1050W for 10 sec. / surge power 1400W for 30 cycles					
	AC VOLTAGE	Factory setting set at 110VAC 100 / 110 / 115 / 120VAC selectable by setting button S.W			Factory setting set at 230VAC 200 / 220 / 230 / 240VAC selectable by setting button S.W		
	FREQUENCY <small>Note.8</small>	60±0.1Hz 50/60Hz selectable by setting button S.W			50±0.1Hz 50/60Hz selectable by setting button S.W		
	WAVEFORM <small>Note.6</small>	True sine wave (THD<3%)					
	AC REGULATION (Typ.)	±3.0%					
	SAVING MODE (Typ.)	Default disabled. Load ≤5W will be changed to standby mode					
FRONT PANEL INDICATOR	Battery voltage level, output load level, saving mode, fault and operation status						
INPUT	BAT. VOLTAGE	12V	24V	48V	12V	24V	48V
	VOLTAGE RANGE (Typ.) <small>Note.3,5</small>	10.5 ~ 15VDC	21 ~ 30VDC	42 ~ 60VDC	10.5 ~ 15VDC	21 ~ 30VDC	42 ~ 60VDC
	DC CURRENT (Typ.)	75A	38A	19A	75A	38A	19A
	NO LOAD DISSIPATION (Typ.)	≤6W @ standby saving mode					
	OFF MODE CURRENT DRAW	≤1mA					
	EFFICIENCY (Typ.) <small>Note.1</small>	86%	88%	89%	89%	90%	91%
	BATTERY TYPES	Open & sealed Lead Acid					
BATTERY INPUT PROTECTION	FUSE	40A*3	30A*2	20A*2	40A*3	30A*2	20A*2
	BAT. LOW ALARM	11.3±4%	22.5±4%	45±4%	11.3±4%	22.5±4%	45±4%
	BAT. LOW SHUTDOWN	10.5±4%	21±4%	42±4%	10.5±4%	21±4%	42±4%
	BAT. POLARITY	By internal fuse open					
OUTPUT PROTECTION	OVER TEMPERATURE	80°C ± 5°C			75°C ± 5°C		
	OUTPUT SHORT	Protection type : Shut down o/p voltage, re-power on to recover; by internal RTH3 detect on heatsink of power diode					
	OVER LOAD (Typ.)	105 ~ 115% load for 180 sec., 115% ~ 150% load for 10 sec. Protection type : Shut down o/p voltage, re-power on to recover					
	GFCI PROTECTION	Optional (Only type F)				None	
ENVIRONMENT	WORKING TEMP. <small>Note.4</small>	0 ~ +40°C @ 100% load ; +60°C @ 50% load					
	WORKING HUMIDITY	20% ~ 90% RH non-condensing					
	STORAGE TEMP., HUMIDITY	-30 ~ +70°C / -22 ~ +158°F, 10 ~ 95% RH non-condensing					
	VIBRATION	10 ~ 500Hz, 3G 10min./1cycle, 60min. each along X, Y, Z axes					
SAFETY & EMC	SAFETY STANDARDS	EAC TP TC 004 approved, Design refer to UL458			IEC62368-1 CB, EAC TP TC 004 approved		
	WITHSTAND VOLTAGE	Bat I/P - AC O/P:3.0KVAC AC O/P - FG:1.5KVAC					
	ISOLATION RESISTANCE	Bat I/P-AC O/P, Bat I/P-FG, AC O/P-FG :100M Ohms / 500VDC / 25°C / 70% RH					
	EMC EMISSION	Compliance to FCC class A, EAC TP TC 020			Compliance to EN55032 class A, 72/ 245/ CEE, 95/ 54/ CE, E-Mark, EAC TP TC 020		
	EMC IMMUNITY	Compliance to EAC TP TC 020			Compliance to EN61000-4-2,3,8, EAC TP TC 020		
OTHERS	MTBF	74.4K hrs min. MIL-HDBK-217F (25°C)					
	DIMENSION	295*184*70mm (L*W*H)					
	PACKING	3.8Kg; 2pcs/8.6Kg/1.27CUFT					
NOTE	1.Efficiency is tested by 530W, linear load at 13V, 26V, 52V input voltage. 2.All parameters not specified above are measured at rated load, 25°C of ambient temperature and set to factory setting. 3.Input derating capacity referenced by curve 2. 4.Output derating capacity referenced by curve 1. 5.The tolerance of each voltage value by models is:112/212→±0.5V;124/224→±1V;148/248→±2V. 6.TH.D is tested by 700W, linear load at 13,26,52V input voltage. 7.The ambient temperature derating of 3.5°C/1000m with fanless models and of 5°C/1000m with fan models for operating altitude higher than 2000m(6500ft). 8.Type F for 60Hz only. ※ Product Liability Disclaimer : For detailed information, please refer to https://www.meanwell.com/serviceDisclaimer.aspx						



AC Output Socket (optional)

MODEL NO.	TS-700-112	TS-700-124	TS-700-148	TS-700-212	TS-700-224	TS-700-248
Socket type						
	TYPE-A	TYPE-F	TYPE-B	TYPE-C	TYPE-D	TYPE-D
	Standard	Optional	Standard	Optional	Optional	Optional
Country	USA	GFCI (60Hz)	EUROPE	AUSTRALIA	U.K.	U.K.
Certificate						

Mechanical Specification



Derating Curve

